

Batten LED

Signature batten LED weatherproof with or without motion detect sensor



Range

Signature range

Product group

Batten LED

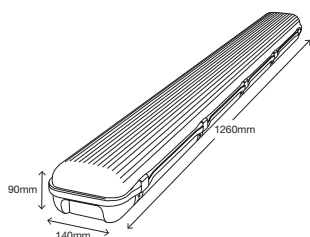
Features

AC/EM unit

- 3 year warranty
- 4,500 lumens on mains AC operation, 350 lumens in emergency operation
- Weatherproof rating IP65
- IK08 impact rating
- Ceiling, wall mount or suspension mounting (wall mount requires 45 degree mounting brackets)
- High wall mount classification using wall mount brackets
- Long LED life 50,000 hours
- Colour temperature 4,000k
- High colour rendering index CRI >80
- Mains terminal block accepts up to 2.5mm² cable
- High temperature NiCad battery for longer life
- External mounting clips for ease of installation
- Stainless steel diffuser clips
- High efficiency frosted polycarbonate diffuser
- Ambient operating temperature; AC -20°C to +40°C and EM +4°C to +40°C

Motion detect option

- Microwave motion detect sensor with settings for delay time, detection range and light value function
- Luminaire is not switched on if there is adequate ambient illumination in the area sensed
- Maximum installation height 5m; variable 0.5 – 5.0m



Standard products

Catalogue no.	Description
SBLWAC45L	Batten LED weatherproof AC 4500 lumens
SBLWAC45LMD	Batten LED weatherproof AC 4500 lumens with motion detect sensor
SBLWEM45LM	Batten LED weatherproof EM 4500 lumens maintained
SBLWEM45LMMD	Batten LED weatherproof EM 4500 lumens maintained with motion detect sensor

Spare parts

Catalogue no.	Description
03-01016P	Battery 3 cell NiCad 3.6V 4.5Ah

Dimensions

Length	Width	Bare height
1260mm	140mm	90mm

Weight

Model	Weight
AC	2.9kg
EM	3.2kg

Construction

Part	Construction
Reflector	Powder coated steel
Body and diffuser	Polycarbonate
Clips	Stainless steel

Light source

Model	Light source
AC/EM	LED

Power consumption

Model	Normal	S/A off	Standby
AC	48W	0	N/A
AC motion detect	48W	0	6W
EM	49W	1W	N/A
EM motion detect	49W	1W	7W

Note: Preliminary results

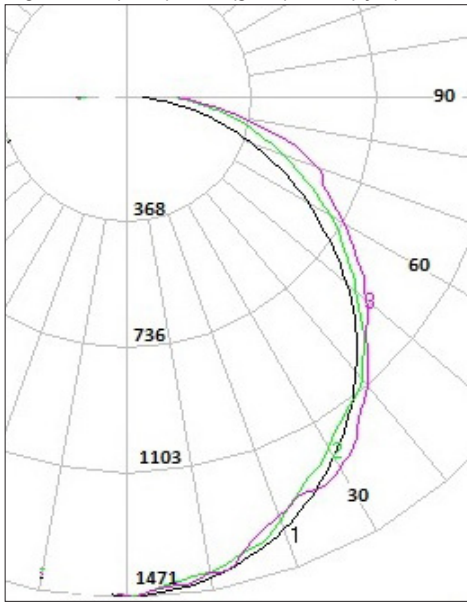
Photometrics

Model	Class	Classification
EM ceiling mount	C0	D40
	C90	D50
EM wall mount 45°	C0	D80
	C90	D80

Note: Preliminary results

AC polar diagram

Legend C0:1 (black) C45:2 (green) C90:3 (cyan)

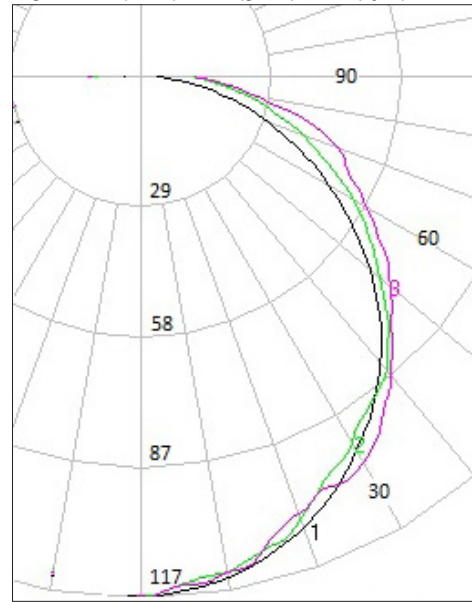


Two plane symmetry

C0:C90

EM polar diagram

Legend C0:1 (black) C45:2 (green) C90:3 (cyan)



Two plane symmetry

C0:C90

Note: Designed to comply with AS/NZS60598.2.1 and meet relevant Australian EMC standards

For more information please contact:

ABB Australia Pty Limited

Phone: 1300 666 595

Fax: 1300 666 594

E-mail: AU-ABB-Stanilite@abb.com

www.stanilite.com.au

Note: We reserve the right to make technical changes or modify the contents of this document without prior notice. With regard to purchase orders, the agreed particulars shall prevail. ABB does not accept any responsibility whatsoever for potential errors or possible lack of information in this document.

We reserve all rights in this document and in the subject matter and illustrations contained therein. Any reproduction, disclosure to third parties or utilisation of its contents – in whole or in parts – is forbidden without prior written consent of ABB.

Copyright © 2016 ABB
All rights reserved